



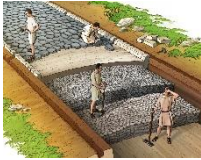









## Working from home: Y3

<p><b>Literacy:</b></p> <p style="text-align: center;">Practise your spellings. Choose a book or magazine at home to read that you enjoy. Complete the comprehensions provided. Answer the Learning by Questions question set on a Tuesday and Thursday.</p>	<p><b>Maths:</b></p> <p style="text-align: center;">Complete TT Rockstars online. Work through the MyMaths that has been set. Answer the Learning by Questions question set on a Monday and Wednesday. Tell the time on an analogue or digital clock at various times throughout the day</p>		
<p>Follow the link below to complete a music lesson all on pulse from Oak Academy. <a href="https://www.thenational.academy/year-3/foundation/pulse-year-3-wk1-5">https://www.thenational.academy/year-3/foundation/pulse-year-3-wk1-5</a></p> 	<p>Complete a Cosmic Kids Yoga story. They are fun and mindful! <a href="https://www.youtube.com/user/CosmicKidsYoga">https://www.youtube.com/user/CosmicKidsYoga</a></p> 	<p>Login to Sir Link a Lot and practise 3 new spelling rules from the section you feel most comfortable with. <a href="https://app.sirlinkalot.org/">https://app.sirlinkalot.org/</a></p> 	<p>Use Scratch online to create your own animation. Could you create an animation linked to one of our topics? <a href="https://scratch.mit.edu/projects/editor/?tutorial=getStarted">https://scratch.mit.edu/projects/editor/?tutorial=getStarted</a></p> 
<p>Have a go at the Roman roads activity sheet then use the instructions provided to create an edible Roman road. (Both sheets sent with the grid.)</p> 	<p>We are currently experiencing living history! Make a colourful scrapbook to keep a record of your experience.</p> 	<p>Follow the link below and complete the reading comprehension lesson from Oak Academy. <a href="https://www.thenational.academy/year-3/english/instructions-reading-comprehension-fact-retrieval-year-3-wk1-1">https://www.thenational.academy/year-3/english/instructions-reading-comprehension-fact-retrieval-year-3-wk1-1</a></p> 	<p>Follow the links to learn about Henri Matisse then create your own collage in a similar style. <a href="https://www.tate.org.uk/kids/explore/who-is/who-henri-matisse">https://www.tate.org.uk/kids/explore/who-is/who-henri-matisse</a> <a href="https://www.tate.org.uk/kids/make/cut-paste/collage-matisse-snail">https://www.tate.org.uk/kids/make/cut-paste/collage-matisse-snail</a></p> 
<p>Walk around your house and/or garden and make a list of all the light sources you can find. See who can find the most! <a href="https://www.bbc.co.uk/bitesize/article/s/zjx6v4">https://www.bbc.co.uk/bitesize/article/s/zjx6v4</a></p> 	<p>Continue trying to complete as many of the 40 acts of kindness as you can.</p> 	<p>Play the acting, drama and guessing game charades with your family!</p> 	<p>Can you find any of the following 3D shapes around your house? Cuboid, cylinder, pyramid, cone, sphere. Which do you have the most of?</p> 

BBC Bitesize are now offering daily lessons online. New lessons are added daily which link to the Year 3 curriculum. We recommend that you use these.

Below is a timetable of this week's lessons. Follow the link to access the website: <https://www.bbc.co.uk/bitesize/tags/zmyxxyc/year-3-lessons/1>

<b>Year 3/ P4 online lessons</b>				
Monday 27 April - Friday 1 May				
Monday	Tuesday	Wednesday	Thursday	Friday
<b>English</b> Identifying adverbs	<b>English</b> Writing sentences	<b>English</b> Using apostrophes to combine words	<b>English</b> Using apostrophes to show possession	<b>English</b> Reading lesson: The Worst Witch by Jill Murphy
<b>Maths</b> Adding two three-digit numbers	<b>Maths</b> Subtracting two three-digit numbers	<b>Maths</b> Efficient addition and subtraction methods	<b>Maths</b> Mixed addition and subtraction problems	<b>Maths</b> Challenge of the week
<b>History</b> What was pre-historic Britain like?	<b>Geography</b> Contours, keys and symbols	<b>Science</b> States of matter	<b>Religious Studies</b> Introduction to Islam	<b>Music</b> Rhythm and percussion

Find all this content and more at: [bbc.co.uk/bitesize/dailylessons](https://www.bbc.co.uk/bitesize/dailylessons)