






## Working from home: Y3

<p><b>Literacy:</b></p> <p style="text-align: center;">Practise your spellings. Choose a book or magazine at home to read that you enjoy. Complete the comprehensions provided. Answer the Learning by Questions question set on a Tuesday and Thursday.</p>	<p><b>Maths:</b></p> <p style="text-align: center;">Complete TT Rockstars online. Work through the MyMaths that has been set. Answer the Learning by Questions question set on a Monday and Wednesday. Tell the time on an analogue or digital clock at various times throughout the day</p>		
<p>Find out how shadows are made using the link below. <a href="https://www.nasa.gov/audience/forstudent/s/k-4/stories/F_Keeping_Cool_With_Shadows.html">https://www.nasa.gov/audience/forstudent/s/k-4/stories/F_Keeping_Cool_With_Shadows.html</a></p> <p>Choose a sunny day to go outside with a member of your family. Draw around the outline of each other's shadows with chalk. How many different shadows can you make?</p> 	<p>Complete The Body Coach's '5 minute move' video to get you active. Can you complete one of his videos from the playlist each day? <a href="https://www.youtube.com/watch?v=d3LPrhIov-w&amp;list=PLYCLOPd4VxBuxu3SLztrvWFehzv-LnR2c&amp;index=2&amp;t=0s">https://www.youtube.com/watch?v=d3LPrhIov-w&amp;list=PLYCLOPd4VxBuxu3SLztrvWFehzv-LnR2c&amp;index=2&amp;t=0s</a></p> 	<p>Login to Sir Link a Lot and learn the rules for spelling 3 words from a list that you feel most comfortable with. <a href="https://app.sirlinkalot.org/">https://app.sirlinkalot.org/</a></p> 	<p>Practise Spanish greetings using the link below. Can you teach your family the Spanish greetings that you have learnt?</p> <h1 style="text-align: center;">Hola!</h1> <p><a href="https://www.bbc.co.uk/teach/supermovers/ks2-ks2-mfi-spanish-greetings-with-ben-shires/zfksqp3">https://www.bbc.co.uk/teach/supermovers/ks2-ks2-mfi-spanish-greetings-with-ben-shires/zfksqp3</a></p>
<p>Follow the link below to complete a reading comprehension lesson from the Oak Academy. <a href="https://www.thenational.academy/year-3/english/poetry-reading-comprehension-word-meaning-year-3-wk3-1#slide-3">https://www.thenational.academy/year-3/english/poetry-reading-comprehension-word-meaning-year-3-wk3-1#slide-3</a></p> 	<p>Follow the link below to complete the subtraction calculations. See how many calculations you can complete in 2 minutes! <a href="https://www.topmarks.co.uk/maths-games/subtraction-grids">https://www.topmarks.co.uk/maths-games/subtraction-grids</a></p> 	<p>What do we mean by feeling positive? Create a Positivity Poster to display at home. Write words and phrases to help people stay positive and draw pictures to illustrate each phrase.</p> 	<p>Learn your 3 Times Table with Professor Pipette. Ask a family member to test you when you are feeling confident! <a href="https://www.bbc.co.uk/teach/supermovers/ks2-maths-the-3-times-table/z6sw382">https://www.bbc.co.uk/teach/supermovers/ks2-maths-the-3-times-table/z6sw382</a></p> 
<p>Follow the instructions attached to learn how to create your own invisible ink with lemon juice.</p> 	<p>Use the BBC Bitesize lesson below to find out what a recount is. Can you use what you have learnt to write a recount about your weekend? <a href="https://www.bbc.co.uk/bitesize/articles/zkpvbdm">https://www.bbc.co.uk/bitesize/articles/zkpvbdm</a></p> <p style="text-align: center;"><b>Year 3/P4</b> Age 7-8 lessons</p>	<p>Follow the link below and learn to draw with Rob Biddulph. <a href="http://www.robbiddulph.com/draw-with-rob">http://www.robbiddulph.com/draw-with-rob</a></p> 	<p>Research a Roman God. Write down 5 facts that you have learnt about the Roman God and draw an illustration of them.</p> 

BBC Bitesize are now offering daily lessons online. New lessons are added daily which link to the Year 3 curriculum. We recommend that you use these. Below is a timetable of this week's lessons. Follow the link to access the website: <https://www.bbc.co.uk/bitesize/tags/zmyxxyc/year-3-lessons/1>

Year 3/ P4 online lessons				
Monday 27 April - Friday 1 May				
Monday	Tuesday	Wednesday	Thursday	Friday
<b>English</b> Identifying adverbs	<b>English</b> Writing sentences	<b>English</b> Using apostrophes to combine words	<b>English</b> Using apostrophes to show possession	<b>English</b> Reading lesson: The Worst Witch by Jill Murphy
<b>Maths</b> Adding two three-digit numbers	<b>Maths</b> Subtracting two three-digit numbers	<b>Maths</b> Efficient addition and subtraction methods	<b>Maths</b> Mixed addition and subtraction problems	<b>Maths</b> Challenge of the week
<b>History</b> What was pre-historic Britain like?	<b>Geography</b> Contours, keys and symbols	<b>Science</b> States of matter	<b>Religious Studies</b> Introduction to Islam	<b>Music</b> Rhythm and percussion

Find all this content and more at: [bbc.co.uk/bitesize/dailylessons](https://www.bbc.co.uk/bitesize/dailylessons)