












Working from home: Year 1 Grid 8

<p>Literacy: Practise reading and spelling your red words. Read your reading book at least three times a week. Choose a book at home to read that you enjoy.</p>		<p>Maths: Practise your number bonds to 10 and 20. Practise counting in steps of 10, 5 and 2. Practise doubling numbers up to at least 20 (e.g. $2+2=4$, $3+3=6$ etc) Practise halving different amounts (e.g. half of $6 = 3$)</p>	
<p>Poetry Write an acrostic poem for the word 'sun' or 'sunshine'.</p> <p>S _____ U _____ N _____ S _____ H _____ I _____ N _____ E _____</p> 	<p>Maths Complete this week's online maths lessons in Year 1</p> <p>https://whiterosemaths.com/homelearning/</p> 	<p>Science Use items you can find outside to build a nest for a bird. What type of bird do you think would fit inside your nest?</p> 	<p>Picture Comprehension Look at the picture below, about the two creatures. Then answer the questions.</p> 
<p>Art Create a mask of your favourite animal.</p> 	<p>Design & Technology Create a boardgame you can play with your family. You might need some adult help.</p> 	<p>Handwriting Practise writing your name in rainbow colours. Really think about your handwriting!</p> 	<p>Writing Create your own monster. Draw it or build it out of junk. Can you write some sentences to describe it?</p> 
<p>Reading Complete the reading activity included - 'Bats'.</p> 	<p>Art Make your family out of cereal boxes!</p> 	<p>Maths Complete the maths work included: 'halves and quarters'. Each pack has 3 different levels - choose the one that is suitable for you.</p>	<p>Science Complete the 'rain cloud in a jar' experiment. The instructions are below.</p> 

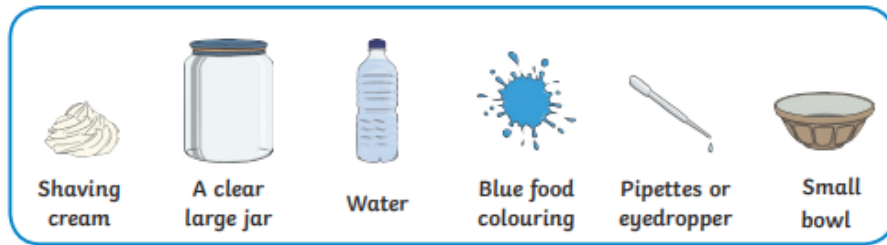
Pegged!



- What is happening here?
- Give the creatures names.
- Why does the purple creature have a peg on its nose? Why are its cheeks bulging?
- Is the large character an ogre? Troll? Or something else?
- How is he feeling? Why?
- Why are there flies around him?
- Which character do you like the most? Why?
- If trying new things is scary, does that mean you should never try them?

Rain Cloud in a Jar

You will need:



Method:

1. Fill the large jar with water, leaving 2 inches at the top.
2. Add the shaving cream to the top of the water until it reaches the top of the jar.
3. Next, add 1 cup of water to the small bowl and 3 drops of blue food colouring.
4. Mix the water and food colouring together.
5. Use the pipette to add drops of the water mixture to the top of the shaving cream cloud.
6. Continue adding the water mixture until you begin to notice the raindrops begin to break through the bottom of the cloud.

