




Year 6 - Working from home:

Literacy: Read your reading book at least three times a week. Choose a book at home to read that you enjoy. Continue to use Reading Plus to complete comprehensions 3 times per week. Answer the Learning by Questions question sets every day.		Maths: Practise your number bonds and times tables regularly. Complete TT Rockstars online. Work through the MyMaths that has been set or any games you choose.	
Complete the lesson on bullet points. Can you use them in your information leaflet? https://www.bbc.co.uk/bitesize/articles/zdmc47h	Complete the following lessons on information leaflets. Can you complete all 4 lessons? https://www.thenational.academy/year-6/english/information-leaflet-lesson-1-reading-focus-year-6-wk2-1	Complete the following lesson on multi-step problems involving addition and subtraction. https://www.bbc.co.uk/bitesize/articles/z6ynscw	Using some of your drawings from the last couple of weeks, draw a cartoon image you could use in a comic strip. The link is on the bottom to remind you.
Complete the lesson on commas, brackets and dashes. Can you use them in your information leaflet? https://www.bbc.co.uk/bitesize/articles/zrdyvk7	Write an information leaflet. https://www.thenational.academy/year-6/english/information-leaflet-lesson-5-writing-an-information-leaflet-year-6-wk2-5	Work out the perimeter of three rooms in your house. If you do not have access to a tape measure or ruler, then use non-traditional forms of measurement e.g. hands or feet.	
Learn the words to We'll Meet Again and sing it on VE Day – Friday 8 th May!	Continue to a daily diary of your time during lockdown over the next 3 weeks.	Complete the activities on My Maths. Some may help with the LbQ this week. The focus is on multiplication and division. Use pen and paper if it is easier than using the boxes on My Maths.	Remind yourself about how to understand a globe or atlas. Complete the following lesson: https://www.bbc.co.uk/bitesize/articles/z4dxt39
Use Sir Linkalot for 10 minutes every day. 	Create bunting for VE Day and display it in your windows!	 Try to complete as many of the 40 acts of kindness grid at home.	Watch the clip on evolution on the BBC website and complete the activity. See link below.

Remember: You can access the following websites to help with your learning.

<https://student.readingplus.com/seereader/api/sec/login>

<https://www.mymaths.co.uk/>

<https://play.ttrockstars.com/auth/school/student>

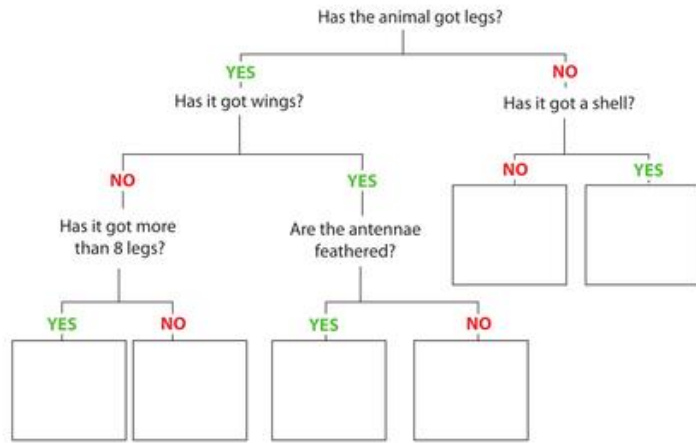
app.sirlinkalot.org

<https://www.discoveryeducation.co.uk/what-we-offer/discovery-education-espresso>

Evolution <https://www.bbc.co.uk/bitesize/topics/zvhhvcw/articles/z9qs4qt>

Draw Along https://www.youtube.com/watch?v=Td_BpE4DDXA

WILF: Use a key to identify an animal or plant



BBC Bitesize are now offering daily lessons online. New lessons are added daily which link to the Year 6 curriculum. We recommend that you use these. Below is a timetable of this week's lessons. Follow the link to access the website: <https://www.bbc.co.uk/bitesize/tags/zncsscw/year-6->

Year 6/ P7 online lessons				
Monday 27 April - Friday 1 May				
Monday	Tuesday	Wednesday	Thursday	Friday
English Punctuation and paragraphs	English Using commas and brackets	English Using bullet points	English Using hyphens and dashes	English Reading lesson: London Eye Mystery by Siobhan Dowd
Maths Multistep addition and subtraction problems	Maths Short and long multiplication	Maths Identify common factors, common multiples and prime numbers	Maths Order of operations	Maths Challenge of the week
History What was life like for the Ancient Egyptians?	Geography The World	Science Mixing, dissolving and separation	Religious Studies The story of Rama and Sita	Music Rhythm and percussion

Find all this content and more at: [bbc.co.uk/bitesize/dailylessons](https://www.bbc.co.uk/bitesize/dailylessons)

[lessons/1](#)