

Reception – Working from home grid 15.06.20

Literacy basic skills – to practise frequently

- Share your favourite stories
- Practise sound recognition (red books)
- Practise Set 2 and 3 RWI sounds with Ruth Miskin Phonics on youtube
https://www.youtube.com/watch?v=6eh_RQOPkhg
- Practise reading words (yellow books)
- Practise writing your whole name
- Practise 'from the line' letter formations
- Play phonics practise games on 'Phonics Play' Phase 2 and 3
<https://www.phonicsplay.co.uk/> using username: march20 and password: home

Numeracy basic skills – to practise frequently

- Count forwards from 0 to 20
- Count backwards from 20 to 0
- Number recognition to 20
- Order numbers to 20
- Find one more and one less than a given number
- Practical addition and subtraction

Literacy – comprehension



Watch the animation 'Whistleless'
<https://www.literacyshed.com/whistleless.html>

Think/talk about:

There are no words in this story – how do we know what happens? How does the little bird feel at the beginning of the story? Why? How does this change by the end? What musical instruments are used for the different whistles? Do you like this story? Why?

Literacy/ Communication and Language

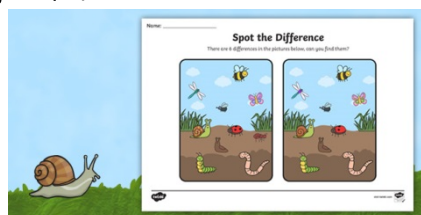
Watch the youtube video
<https://www.youtube.com/watch?v=gcG6neydm00>

Think about the words:

- compare
- same
- similar
- different

These words will help you to understand and complete your PSHE job below.

Complete the minibeast 'Spot the Difference' game (attached). These 2 pictures are **similar**, but they are not exactly the **same**. Can you **compare** them to spot the ways in which they are **different**?



Numeracy– Ladybird Addition

Cut out the ladybird halves from the Bonds to 5 document attached (or make your own). Mix them up and see if you can match all of the ladybird pairs to make 5.
Can you write a number sentence for each one?

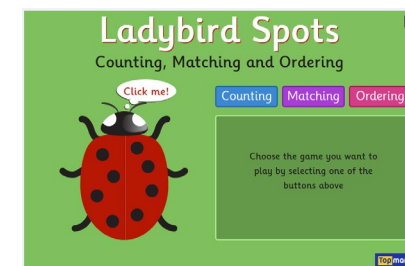


e.g. $4 + 1 = 5$

Challenge:

Try to do the same with the bonds to 10 ladybirds – can you find all of the ways to make 10?

Numeracy - Counting, Matching and Ordering



<https://www.topmarks.co.uk/learning-to-count/ladybird-spots>

Visit the link above to play some maths games.

There are different levels of challenge for you to choose from. You can practise counting, matching numbers and ordering from smallest to largest (or the other way around!)

Get ready for **Make Music Day UK**
on **Sunday 21st June**

Visit <https://makemusicday.co.uk/> to check out some of the performances you will be able to watch on the day – or maybe you will stream your own?

Click on the 'Create' tab of the menu, then go to 'Music at home' (bottom right) to see other ways you can get virtually involved from home.

Expressive arts and design - Using Music as and Art prompt

Before you start the listening part of this activity, set out some simple drawing or painting materials e.g. paper, coloured pencils, Crayons, felt tips, paints; whatever you have available!

Follow this link for The William Tell Overture by Gioachino Rossini
<https://www.youtube.com/watch?v=c7O91GDWGPU>

Listen to the piece of music all the way through without talking. What did you notice?

Think/talk about:

instruments, pulse/pace, how it makes you feel, things the music reminds you of, pictures it might make you see in your mind.

You might want to listen to the piece of music for a second time to add to your thoughts and discussion – maybe there is something you want to ask about, an instrument you don't recognise, or something somebody else noticed that you missed.

Now use your art tools to create an image of what this music might look like. It could be a person, an event, a band or orchestra. It might be a place, a weather scene or something from your own imagination – there is no wrong answer!

This takes practise, so keep listening to the music as many times as you want – maybe listen to it while you draw or paint?

Expressive arts and design - Bash the Trash

Get ready to play along with the live performances on Sunday by making your own instrument!



Four-in-One Can

Follow the pdf instructions attached to make your own tin can drum out of junk materials from around your home.

Visit

<https://www.youtube.com/watch?v=P-67rSlaYsw&feature=youtu.be> for an online tutorial.

Visit the Make Music Day UK website for more ideas and instructions on other DIY instruments. You could make them all and form your own band!

Expressive arts and design -

Bring me Sunshine by MoreCambe and **Wise** is the anthem of this year's **Make Music Day UK**.

Watch the song (with lyrics) on youtube and practise singing along <https://www.youtube.com/watch?v=bxiV02ou-z0>

Think/talk about:

- How does this song make you feel? What do you think makes you feel this way (e.g. the lyrics, the pulse/beat)
- What instruments can you hear?
- What does it make you think of?
- Does it remind you of a place, an event, a particular day in your life?
- What is your opinion? Do you like or enjoy the music? Ask your family what they think too.

You could put on a performance for your family or neighbours to bring a little sunshine to their day!

Topic – Minibeasts

Expressive arts and design - Ladybird paint stamps.

Use household objects and some red paint to create your own ladybird pictures.

You could use any object that has a flat face with curved edges – why not try different homemade stamps to see which works the best?



Here are some ideas of what you could use:

- ▲ cork
- ▲ apple (sliced) in half
- ▲ potato (sliced in half)

Let the red body of your ladybird dry, then add black spots and a black head using felt tip pen or thumb prints with black paint.

You could deliver ladybird cards to your neighbours or family to make them smile!

Literacy/Physical Development

Watch George Ezra read Kitchen Disco
https://www.youtube.com/watch?v=1HvtPtcUC_U

Compare this story to Handa's Surprise, which you looked at before the half term break.

Can you see any of the **same** fruits that you spotted in Handa's Surprise?

Which ones are **different** to that story?

Is your favourite fruit in this book?

Listen to the actions in the story – can you dance like you are at a kitchen disco? Get your family to join in too!



So, shake it like a mango , party like a pear,
wiggle like an apple – hey! Just dance like you
don't care!

Whole School Topic - Pirates

Literacy – Pirates Love Underpants

Read the story **Pirates Love Underpants** by Claire Freedman, or listen to Mrs Shepherd tell it via the link on our website.

Play roll and retell (see below) – what can you remember from the story?

If you were a Pirate Captain, what would you want your pants look like?



Personal, Social and Emotional Development – Black Lives Matter

Read the Powerpoint 'We are all different'.

Think/talk about:


How are people the **same**?
How are people **similar**?
How might people be **different**?

Think about one of your friends, or a member of your family.

Can you explain how you are the **same**?
How you are **similar**?
How you are **different**?

There are lots of different people in the world and all of us are different.

There's no one quite like you. What makes you special?



roll & retell



What is the story mostly about?



Who are the main characters?



Where does the story take place?



When does the story take place?



What happened at the beginning, middle, and end of the story?



What questions do you have about the story?

It is Father's Day on Sunday 21st June.

You might want to make your Dad, Step Dad, or another important person (e.g. your uncle or grandad) a card or picture to show them how much you appreciate them?



Look on sites such as Twinkl or Pinterest for craft ideas and card templates.

Why not dedicate your William Tell musical artwork to them as an extra special gift?

Useful links

Please continue to practise and learn your sounds. You can do this using your red 'sound book'. Also, there are videos of all the sounds being introduced on the school website. <https://www.reidstreet.darlington.sch.uk/foundation/>

Daily, Read, Write Inc sessions are being uploaded to YouTube. In addition, there are stories three times per week (Monday, Wednesday and Friday). See the link below. https://www.youtube.com/channel/UCo7fbLgY2oA_cFCI9GdxtQ

There are additional maths activities uploaded on the White Rose Website <https://whiterosemaths.com/homelearning/early-years/> and Oak Academy <https://www.thenational.academy/online-classroom/subjects/#subjects>

Discovery Education – https://central.espresso.co.uk/espresso/primary_uk/home/index.html Username: student1067 Password: R3idst