

Year 1 – Working from home grid 15.06.20

Basic Skills Literacy:

Use Oxford Owls to read at least three times a week.

<https://www.oxfordowl.co.uk/for-school/oxford-owl-ebook-collection>

Continue to practise RWI Phonic sounds Set 2 and 3 with Ruth Miskin Phonics on youtube https://www.youtube.com/watch?v=6eh_RQ0Pkhg

Play phonics practise games on 'Phonics Play' Phase 3, 4 and 5 <https://www.phonicsplay.co.uk/> using username: march20 and password: home

Practise reading and spelling red words

Practise 'from the line' letter formations and joins

Watch George Ezra read Kitchen Disco https://www.youtube.com/watch?v=1HvtPtcUC_U

Basic Skills Maths:

Continue to regularly practise:

- number bonds to 10 and 20.
- counting in steps of 10, 5 and 2.
- doubling numbers up to at least 20 (e.g. $2+2=4$, $3+3=6$ etc)
- halving different amounts (e.g. half of 6 = 3)
- number formation 0 - 9

Use an online splat square to practise number recognition and counting forwards and backwards from any given number. Why not challenge a grown up to see how quickly they can splat the numbers you give them – how many can they get in 10 seconds? Then it's your turn! <https://www.primarygames.co.uk/pg2/splat/splatsq100.html>

Literacy - comprehension



Watch the animation 'Whistleless' <https://www.literacyshed.com/whistleless.html>

Think/talk about:


There are no words in this story – how do we know what happens? How does the little bird feel at the beginning of the story? Why? How does this change by the end? Which other whistlers do we meet? What musical instruments are used for the different whistles? Do you like this story? Why?

Literacy – Word Meaning

Watch the youtube video <https://www.youtube.com/watch?v=gcG6neydm00>

Think about the words:

- compare
- same
- similar
- different



These words will help you to understand and complete your geography and PSHE jobs below.

Complete the Classroom 'Spot the Difference' game (attached). These 2 pictures are **similar**, but they are not exactly the **same**. Can you **compare** them to spot the ways in which they are **different**?

Maths

Complete this week's online maths lessons for Year 1 <https://whiterosemaths.com/homelearning/>



Maths

Follow the link below to complete the Oak Academy lesson on number patterns (Year 1 – Maths – Numbers 50-100 and beyond – Lesson 10)

<https://classroom.thenationalacademy/lessons/to-identify-patterns-within-a-sequence-of-numbers/>



If you find this tricky, try the attached worksheet instead, working with missing numbers up to 20 (Pirate Missing Numbers)

Get ready for **Make Music Day UK**
on **Sunday 21st June**

Visit <https://makemusicday.co.uk/> to check out some of the performances you will be able to watch on the day – or maybe you will stream your own?

Click on the 'Create' tab of the menu, then go to 'Music at home' (bottom right) to see other ways you can get virtually involved from home.

Using Music as an Art prompt

Before you start the listening part of this activity, set out some simple drawing or painting materials e.g. paper, coloured pencils, crayons, felt tips, paints; whatever you have available!

Follow this link for The William Tell Overture by Gioachino Rossini
<https://www.youtube.com/watch?v=c7O91GDWGPU>

Listen to the piece of music all the way through without talking. What did you notice?

Think/talk about:

instruments, pulse/pace, how it makes you feel, things the music reminds you of, pictures it might make you see in your mind.

You might want to listen to the piece of music for a second time to add to your thoughts and discussion – maybe there is something you want to ask about, an instrument you don't recognise, or something somebody else noticed that you missed.

Now use your art tools to create an image of what this music might look like. It could be a person, an event, a band or orchestra. It might be a place, a weather scene or something from your own imagination – there is no wrong answer! This takes practise, so keep listening to the music as many times as you want –

Bash the Trash – STEAM activity

Get ready to play along with the live performances on Sunday by making your own instrument!



Follow the pdf instructions attached to make your own tin can drum out of junk materials from around your home.

Visit <https://www.youtube.com/watch?v=P-67rSlaYsw&feature=youtu.be> for an online tutorial.

Visit the Make Music Day UK website for more ideas and instructions on other DIY instruments. You could make them all and form your own band!




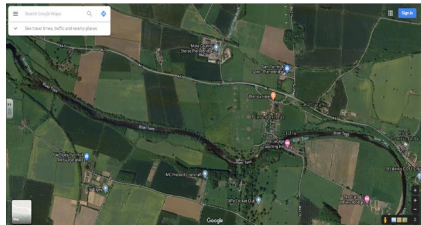

Bring me Sunshine by Morecambe and Wise is the anthem of this year's **Make Music Day UK**.

Watch the song (with lyrics) on youtube and practise singing along
<https://www.youtube.com/watch?v=bxiV02ou-z0>

Think/talk about:

- How does this song make you feel? What do you think makes you feel this way (e.g. the lyrics, the pulse/beat)
- What instruments can you hear?
- What does it make you think of?
- Does it remind you of a place, an event, a particular day in your life?
- What is your opinion? Do you like or enjoy the music? Ask your family what they think too.

You could put on a performance for your family or neighbours to bring a little sunshine to their day!

	maybe listen to it while you draw or paint?		
<p>Topic -Darlington</p> <p>Geography: Map Work 1</p> <p>Last week you used maps to find The UK, Darlington and Reid Street School. This week we are going to take a closer look at the local area surrounding Reid Street.</p> <p>In the document attached (Map Work 1) we have given you a satellite image of the area around Reid Street and a map image.</p> <p>What can you see on each? Which do you find easier to use/understand? Have you spotted anything you didn't know was there before?</p> 	<p>Whole School Topic - Pirates</p> <p>Literacy – Pirates Love Underpants</p> <p>Read the story Pirates Love Underpants by Claire Freedman, or listen to Mrs Shepherd tell it via the link on our website.</p> <p>Play roll and retell (see below) – what can you remember from the story?</p> <p>If you were a Pirate Captain, what would you want your pants look like?</p> 	<p>Topic -Darlington</p> <p>Geography: Map Work 2</p> <p>Use the attached document Map Work 2 to compare the map and satellite images of Darlington and Piercebridge.</p> <p>Use geographical vocabulary to identify some of the features you can see and to compare and describe the areas.</p>  	<p>PSHE – Black Lives Matter</p> <p>Read the ebook 'We are all different'.</p> <p>Think/talk about one of your friends, or a member of your family: Can you explain how you are the same? How you are similar? How you are different?</p> <p>Now watch this video clip of Elmo's Dad explaining the Black Lives Matter protests. https://www.youtube.com/watch?v=xBUFcV0y0yk</p> <p>Think/Talk about: How does this make you feel? What message would you put on a sign to tell people to stop racism?</p> 

roll & retell



What is the story mostly about?



Who are the main characters?



Where does the story take place?



When does the story take place?



What happened at the beginning, middle, and end of the story?



What questions do you have about the story?

It is Father's Day on Sunday 21st June.

You might want to make your Dad, Step Dad, or another important person (e.g. your uncle or grandad) a card or picture to show them how much you appreciate them?



Look on sites such as Twinkl or Pinterest for craft ideas and card templates.

Why not dedicate your William Tell musical artwork to them as an extra special gift?

Year 1/ P2 online lessons

Monday 15 June - Friday 19 June



Bitesize

Daily Lessons

Monday	Tuesday	Wednesday	Thursday	Friday
English Graphemes	English Using the days of the week in sentences	English Using long ladder letters in writing	English Using describing words in adverts	English Reading lesson: Spike: The Hedgehog Who Lost His Prickles by Jeanne Willis
Maths Equal groups - Arrays	Maths Equal groups - Doubles	Maths Sharing	Maths Grouping	Maths Challenge of the week
History Who was Florence Nightingale?	Geography Introduction to Antarctica	Science Parts of the body and senses	Design and Technology Repeat pattern making	Computing Using the web safely

Find all this content and more at: bbc.co.uk/bitesize/dailylessons

Useful links

Please continue to practise and learn your sounds. You can do this using your red 'sound book'. Also, there are videos of all the sounds being introduced on the school website. <https://www.reidstreet.darlington.sch.uk/foundation/>

Daily, Read, Write Inc sessions are being uploaded to YouTube. In addition, there are stories three times per week (Monday, Wednesday and Friday). See the link below. https://www.youtube.com/channel/UCo7fbLgY2oA_cFClg9GdxtQ

There are additional maths activities uploaded on the White Rose Website <https://whiterosemaths.com/homelearning/early-years/> and Oak Academy <https://www.thenational.academy/online-classroom/subjects/#subjects>

Discovery Education – https://central.espresso.co.uk/espresso/primary_uk/home/index.html Username: student1067 Password: R3idst

Sir Link a Lot (Level 1) supports spelling practise - <https://app.sirlinkalot.org/> Login: ReidStreet Password: AA6ZL3PZPY

BBC Bitesize daily lessons are still available from <https://www.bbc.co.uk/bitesize/tags/zjgqgp3/year-1-and-p2-lessons>