

Year 2 – Working from home grid 15.06.20

Basic Skills Literacy:

Use Oxford Owls to read at least three times a week.

<https://www.oxfordowl.co.uk/for-school/oxford-owl-ebook-collection>

Continue to practise RWI Phonic sounds Set 2 and 3 with Ruth Miskin Phonics on Youtube https://www.youtube.com/watch?v=6eh_RQ0PKhg

Play phonics practise games on 'Phonics Play' Phase 4 and 5 <https://www.phonicsplay.co.uk/> using username: march20 and password: home

Practise reading and spelling red words

Watch George Ezra read Kitchen Disco https://www.youtube.com/watch?v=1HvtPtcUC_U

Literacy - comprehension



Watch the animation 'Whistleless' <https://www.literacyshed.com/whistleless.html>

Think/talk about:

There are no words in this story – how do we know what happens? How does the little bird feel at the beginning of the story? Why? How does this change by the end? Which other whistlers do we meet? What musical instruments are used for the different whistles? Do you like this story? Why?

Imagine you are the traffic policeman from the story. Write a diary account of your unusual day at work when a little bird stole your whistle!

Literacy –

Write an **acrostic poem** using the musical word **SYMPHONY**.

To create your poem, write a word or short phrase beginning with each of the letters from SYMPHONY. Try to make your words all about music, dancing and songs.



Here is an example using the word **SUMMER**:

Sunshine
Umbrellas not needed!
Milkshakes
Morning walks
Eat ice-cream!
Ride my bike

Basic Skills Maths:

Continue to regularly practise:

- times tables <https://www.topmarks.co.uk/maths-games/hit-the-button>
- counting in 2s, 5s and 10s – forwards and backwards
- number bonds to 10, 20 and 100

Use an online splat square to practise number recognition and counting forwards and backwards from any given number. Why not Challenge a grown up to see how quickly they can splat the numbers you give them – how many can they get in 10 seconds? Then it's your turn! <https://www.primarygames.co.uk/pg2/splat/splatsq100.html>

Maths

If you haven't already looked at these, complete the BBC Bitesize lessons on fractions (8th – 12th June)

If you did complete them last week – let's move onto thirds!

<https://www.bbc.co.uk/programmes/p08bswci>

Watch this Teacher Talks video which recaps halves and quarters and introduces thirds.

Now complete one of the worksheets attached – Finding one third.

Challenge:

Complete

<https://www.twinkl.co.uk/resource/t-he-696-introduction-to-fractions-of-amounts-finding-two-thirds-challenge-activity-sheet>

Maths

Complete the BBC Bitesize lessons on the 2 and 5 times tables.

<https://www.bbc.co.uk/bitesize/articles/z7hdqp3>

<https://www.bbc.co.uk/bitesize/articles/zhn6pg8>

Challenge:

Can you count in 2s or 5s from any given multiple of 2 or 5?
 Can you count backwards in 2s or 5s from any given multiple?
 Can you write down the division facts to match your times tables? E.g. $5 \times 6 = 30$, therefore $30 \div 5 = 6$.



Get ready for **Make Music Day UK**
on **Sunday 21st June**

Visit <https://makemusicday.co.uk/> to check out some of the performances you will be able to watch on the day – or maybe you will stream your own?

Click on the 'Create' tab of the menu, then go to 'Music at home' (bottom right) to see other ways you can get virtually involved from home.

Using Music as an Art prompt

Before you start the listening part of this activity, set out some simple drawing or painting materials e.g. paper, coloured pencils, crayons, felt tips, paints; whatever you have available!

Follow this link for The William Tell Overture by Gioachino Rossini
<https://www.youtube.com/watch?v=c7O91GDWGPU>

Listen to the piece of music all the way through without talking. What did you notice?

Think/talk about:

instruments, pulse/pace, how it makes you feel, things the music reminds you of, pictures it might make you see in your mind.

You might want to listen to the piece of music for a second time to add to your thoughts and discussion – maybe there is something you want to ask about, an instrument you don't recognise, or something somebody else noticed that you missed.

Now use your art tools to create an image of what this music might look like. It could be a person, an event, a band or orchestra. It might be a place, a weather scene or something from your own imagination – there is no wrong answer!

Bash the Trash – STEAM activity

Get ready to play along with the live performances on Sunday by making your own instrument!



Four-in-One Can

Follow the pdf instructions attached to make your own tin can drum out of junk materials from around your home.

Visit <https://www.youtube.com/watch?v=P-67rSlaYsw&feature=youtu.be> for an online tutorial.

Visit the Make Music Day UK website for more ideas and instructions on other DIY instruments. You could make them all and form your own band!




Bring me Sunshine by Morecambe and Wise is the anthem of this year's **Make Music Day UK**.

Watch the song (with lyrics) on youtube and practise singing along
<https://www.youtube.com/watch?v=bxiV02ou-z0>


Think/talk about:

- How does this song make you feel? What do you think makes you feel this way (e.g. the lyrics, the pulse/beat)
- What instruments can you hear?
- What does it make you think of?
- Does it remind you of a place, an event, a particular day in your life?
- What is your opinion? Do you like or enjoy the music? Ask your family what they think too.


You could put on a performance for your family or neighbours to bring a little sunshine to their day!

	<p>This takes practise, so keep listening to the music as many times as you want – maybe listen to it while you draw or paint?</p>		
<p>Topic – People who Changed the World</p> <p>Read the attached fact file on Malala Yousafzai.</p> <p>Think/Talk about:</p> <p>What is similar about the Challenges Nelson Mandela and Malala Yousafzai faced?</p> <p>What are the main differences?</p> <p>You might want to think about words such as; religion, race, equality, unfair, education, gender</p> <p>Hot seating: Imagine you are Malala Yousafzai. How would you answer these questions:</p> <p>Why do you think school is important?</p> <p>Why did you write your blog if you were scared?</p> <p>Why did you write your book when you don't live in Pakistan anymore?</p> <p>How do you think you have changed the world?</p>	<p>Whole School Topic - Pirates</p> <p>Literacy – Pirates Love Underpants</p> <p>Read the story Pirates Love Underpants by Claire Freedman, or listen to Mrs Shepherd tell it via the link on our website.</p> <p>Play roll and retell (see below) – what can you remember from the story?</p> <p>If you were a Pirate Captain, what would you want your pants look like?</p> 	<p>Topic – People who changed the world</p> <p>History / Black Lives Matter</p> <p>Last week you learnt about Nelson Mandela, who was an anti-apartheid activist. This means he fought against racial inequality – people being treated unfairly because of their skin colour.</p> <p>Watch this video clip of Elmo's Dad explaining the Black Lives Matter protests. https://www.youtube.com/watch?v=xBUFcv0y0yk</p> <p>Think/Talk about: How does this make you feel? Are you surprised that racism is still happening today? What do you think Nelson Mandela would say if he saw this news? What message would you put on a sign to tell people to stop racism?</p> 	<p>Topic – People who changed the world</p> <p>History / Black Lives Matter</p> <p>Read some of Nelson Mandela's famous quotes shown below.</p> <p>Think/Talk about: Which is your favourite, or which do you think is the most important? Why? Which quote tells you most about his feelings on racism and inequality?</p> 


"I dream of an Africa which is in peace with itself."




Nelson Rolihlahla Mandela
1918 - 2013



"We can change the world and make it a better place. It is in your hands to make a difference."




Nelson Rolihlahla Mandela
1918 - 2013




"It always seems impossible until it's done."


Nelson Rolihlahla Mandela
1918 - 2013



"Education is the most powerful weapon which you can use to change the world."




Nelson Rolihlahla Mandela
1918 - 2013



"No one is born hating another person because of the colour of his skin, or his background, or his religion."

Nelson Rolihlahla Mandela
1918 - 2013




"If there are dreams about a beautiful South Africa, there are also roads that lead to their goal. Two of these roads could be named Goodness and Forgiveness."

- Nelson Mandela



roll & retell



What is the story mostly about?



Who are the main characters?



Where does the story take place?



When does the story take place?



What happened at the beginning, middle, and end of the story?



What questions do you have about the story?

It is Father's Day on Sunday 21st June.

You might want to make your Dad, Step Dad, or another important person (e.g. your uncle or grandad) a Card or picture to show them how much you appreciate them?



Look on sites such as Twinkl or Pinterest for craft ideas and card templates.

Why not dedicate your William Tell musical artwork to them as an extra special gift?

Year 2/ P3 online lessons

Monday 15 June - Friday 19 June



Bitesize Daily Lessons

Monday	Tuesday	Wednesday	Thursday	Friday
English Identifying errors in writing	English Using the days of the week in sentences	English Using long ladder letters in writing	English Creating adverts using describing words	English Reading Lesson: Spike: The Hedgehog Who Lost His Prickles by Jeanne Willis
Maths Properties of 2D shapes	Maths Properties of 3D shapes	Maths Sorting shapes	Maths Shape patterns	Maths Challenge of the week
History William Shakespeare	Geography Introduction to Antarctica	Science Parts of the body and senses	Design and Technology Repeat pattern making	Computing Using the web safely

Find all this content and more at: bbc.co.uk/bitesize/dailylessons

Useful links

Please continue to practise and learn your sounds. You can do this using your red 'sound book'. Also, there are videos of all the sounds being introduced on the school website. <https://www.reidstreet.darlington.sch.uk/foundation/>

Daily, Read, Write Inc sessions are being uploaded to YouTube. In addition, there are stories three times per week (Monday, Wednesday and Friday). See the link below. https://www.youtube.com/channel/UCo7fbLgY2oA_cFCI9GdxtQ

There are additional maths activities uploaded on the White Rose Website <https://whiterosemaths.com/homelearning/early-years/> and Oak Academy <https://www.thenational.academy/online-classroom/subjects/#subjects>

Discovery Education – https://central.espresso.co.uk/espresso/primary_uk/home/index.html Username: student1067 Password: R3idst

Sir Link a Lot (Level 1) supports spelling practise - <https://app.sirlinkalot.org/> Login: ReidStreet Password: AA6ZL3PZPY

BBC Bitesize daily lessons are still available from <https://www.bbc.co.uk/bitesize/tags/z7s22sg/year-2-and-p3-lessons/1>