

Working from home: Year 3 29.06.20

Basic Skills Literacy:

Use Oxford Owls or I'm Reading to read at least three times a week.
<https://www.oxfordowl.co.uk/for-school/oxford-owl-ebook-collection>
<https://www.starfall.com/h/ir-greek/woodenhorse/?sn=ir-greek--im-reading>
 Practise Spellings -
 Log in to <https://app.sirjinkalot.org/>, choose the level you feel comfortable with and learn three spellings each day. Ask a family member to test you on them.

Basic Skills Maths:

Practise rounding numbers to the nearest 10
<https://www.topmarks.co.uk/maths-games/rocket-rounding>
 Complete TT Rockstars online
<https://play.ttrockstars.com/auth/school/student>
 Access Learning by Questions
www.lbq.org/task

Literacy


500 • BLACK LIVES MATTER WORDS

500 Words is the world's largest story-writing competition for kids. Over a million stories have been submitted since 2011, in response to everything from technology to climate change. Now, they want to bring children's voices onto the themes and issues emerging from the Black Lives Matter movement. Your words have the power to change you and the world around you. Follow the link to find out more information on how to apply and tips for writing. <https://500words.me/>

Literacy

Comprehension

Login to Espresso, read the extract from 'The Butterfly Lion' by Michael Morpurgo then take the quiz and if you want, have a go at the extra questions.



https://central.espresso.co.uk/espresso/modules/e2_comprehension_lks2/books/book_butterfly_lion.html#t_ab1

Numeracy

Login to MyMaths with the details sent out in your first Home Learning pack.
 Complete the Greater Than and Less Than lesson.

<https://app.mymaths.co.uk/1722-lesson/greater-than-and-less-than>



Numeracy

Subtraction Grids

Can you meet the challenge to see how many subtraction calculations you can do in two minutes? There are different levels and you can choose either one or two missing numbers to make your number sentence correct.



<https://www.topmarks.co.uk/maths-games/subtraction-grids>

Children's Art Week 29th June – 19th July

Local Works of Art

Darlington Library was opened in 1885. The Pease family donated many of their own books, photographs and paintings to the collection. Have a look at some [here](#).

Choose your favourite piece and have a go at recreating it. How you do this is up to you - you can use paint, pencils, collage, felt tips.



Who was the original artist? Can you find out some information about them?

Children's Art Week 29th June – 19th July

Roll a Picasso!

Pablo Picasso is one of the most famous artists of the 20th Century. Find out some information about him and his paintings [here](#).

Do you think you could create a Picasso inspired piece of art? Watch the video and follow the instructions below and have fun creating



<https://www.youtube.com/watch?v=BMFZW8Ebjo>

Children's Art Week 29th June – 19th July

Make a Toast Sculpture

Read extracts of Laura Carlin's book, 'A World of Your Own' [here](#).

Imagine you can make a world out of toast. What would it look like? What shapes would the buildings be? Who might live inside them or work there?



Follow the instructions below to find out how to create a toast world.

In the News...


Lots of you have had to keep up with your pastimes and hobbies by doing Classes online. But one family went a step beyond. Watch the video [here](#).

How have you been spending your lockdown? Have you done anything differently?



Computing

Follow the [Scratch Tutorial](#) and learn how to animate your name. How adventurous can you be?



Music

Take part in the music lesson learning how to sing a musical scale. Find it here...

<https://classroom.thenational.academy/lessons/sing-a-major-scale>



Science

Are all metals magnetic?

We know that magnets have a force of attraction surrounding them but what materials do magnets attract?

Login to Espresso and watch the video [here](#).

Now have a go at the [Magnetic Sorting](#) activity – how did you do?

History

















































Did the Romans conquer Scotland?

We know that the Romans invaded and settled in England but did they do the same in Scotland?

Follow the lesson from [BBC Bitesize](#) to find out more.



Roll a Picasso!

	1st Roll	2nd Roll	3rd Roll	4th Roll	5th Roll	6th Roll	7th Roll
	Head Shape	1st Eye	2nd Eye	Nose	Mouth	1st Ear	2nd Ear
							
							
							
							
							
							

Roll a Picasso

You will need...

- dice
- paper
- pencil
- coloured pencils/ felt tips/ paints/ Crayons

Roll the die and use the table to help you draw your own Picasso inspired work of art.

Each time you roll, a different part of the face can be added to your drawing. Each number on the die tells you what shape to add.

Try playing with a member of your family – how are your pieces different?

Add patterns and lots of colour to complete your art.

Have fun!

Make a Toast Sculpture

What you will need...

- bread
- cocktail sticks
- knife/ scissors
- Golden syrup (optional but can be used as glue)




1. Spend a few minutes sketching your ideas. You don't have to stick to your plans but it's good to have a starting point. You can draw anything you like, you can make the decisions. What shape would the houses in your made-up world be?
2. Start with about four pieces of toast; you can cut them into a smaller size or join them together to make larger walls.
3. Try to think beyond the average size and shape of a piece of toast; is your building long and thin, or round and squat?
4. Try bending the toast to make curves and twists, or cut it into small pieces for bricks, steels, beams or cladding.
5. You could use pastry cutters or bottle tops to cut windows and doors; they don't have to be squares and rectangles, they can be circles or hearts!
6. Attach the toast together by pushing cocktail sticks through both pieces. Snip off the ends of the sticks if they are poking out if you wish. Flat pieces could even be stuck on with a little golden syrup, but use sparingly.

Learning Resources to Explore...

Espresso – to access the resources go to www.discoveryeducation.co.uk and enter username: student1067 password: R3idst

BBC Bitesize – to access these resources go to <https://www.bbc.co.uk/bitesize/dailylessons> and click on Year 3

Year 3/ P4 online lessons
Monday 29 June - Friday 3 July



BBC Bitesize
Daily lessons

Monday	Tuesday	Wednesday	Thursday	Friday
English Prefixes (mis, dis, un, in)	English Coordinating conjunctions	English Writing a letter	English Bullet points	English Reading lesson: Agents of the Wild: Operation Honeyhunt by Jennifer Bell and Alice Lickens
Maths Drawing lines and shapes accurately	Maths Recognising 2D shapes	Maths Recognising 3D shapes	Maths Telling the time to nearest 5 minutes	Maths Challenge of the week
History Maya Civilisation	Geography Oceans	Science Rocks, soil and fossils	German Family and hobbies	Design and Technology Material properties

Find all this content and more at: bbc.co.uk/bitesize/dailylessons