

Working from home: Year 4 29.06.20

Basic Skills Literacy:

Use Oxford Owls to read at least three times a week.

<https://www.oxfordowl.co.uk/for-school/oxford-owl-ebook-collection>

Practise Spellings -

Log in to <https://app.sirjinkalot.org/>, choose the level you feel comfortable with and learn three spellings each day. Ask a family member to test you on them.

Basic Skills Maths:

Practise number fact families

<https://www.topmarks.co.uk/number-facts/number-fact-families>

Complete TT Rockstars online

<https://play.ttrockstars.com/auth/school/student>

Access Learning by Questions

www.lbq.org/task

Literacy


**500 • BLACK LIVES
WORDS • MATTER**

500 Words is the world's largest story-writing competition for kids. Over a million stories have been submitted since 2011, in response to everything from technology to climate change. Now, they want to bring children's voices onto the themes and issues emerging from the Black Lives Matter movement. Your words have the power to change you and the world around you. Follow the link to find out more information on how to apply and tips for writing. <https://500words.me/>

Literacy

Comprehension

Log in to Espresso, read the extract from 'The Lost Happy Endings' by Carol Ann Duffy then take the quiz and if you want, have a go at the extra questions.



https://central.espresso.co.uk/espresso/modules/e2_comprehension_1ks2/books/book_nappy_endings.html#tab1

Numeracy

Log in to MyMaths with the details sent out in your first Home Learning pack.

Complete the Mixed Tables 3, 4, 6 lesson.

<https://app.mymaths.co.uk/120-lesson/mixed-tables-3-4-6>



Numeracy

Subtraction Grids

Can you meet the challenge to see how many subtraction calculations you can do in two minutes? There are different levels and you can choose either one or two missing numbers to make your number sentence correct.



<https://www.topmarks.co.uk/maths-games/subtraction-grids>

Children's Art Week 29th June – 19th July Local Works of Art

Darlington Library was opened in 1885. The Pease family donated many of their own books, photographs and paintings to the collection. Have a look at some [here](#).

Choose your favourite piece and have a go at recreating it. How you do this is up to you - you can use paint, pencils, collage, felt tips.



Who was the original artist? Can you find out some information about them?

Children's Art Week 29th June – 19th July Roll a Picasso!

Pablo Picasso is one of the most famous artists of the 20th Century. Find out some information about him and his paintings [here](#).

Do you think you could create a Picasso inspired piece of art? Watch the video and follow the instructions below and have fun creating



<https://www.youtube.com/watch?v=BMFZW8Ebjo>

Children's Art Week 29th June – 19th July Make a Toast Sculpture

Read extracts of Laura Carlin's book, 'A World of Your Own' [here](#).

Imagine you can make a world out of toast. What would it look like? What shapes would the buildings be? Who might live inside them or work there?

Follow the instructions below to find out how to create a toast world.



In the News...


Check out Newsround for this week's strangest stories: Quacking bees, a shot palace and a very old egg.

Watch it [here](#).



Computing

Follow the [Scratch Tutorial](#) and learn how to animate a character. How adventurous can you be?



Music

Take part in a music lesson learning how to clap to the pulse of a song in 3 and 4 time. Find it here...

<https://classroom.thenational.academy/lessons/to-clap-to-the-pulse-of-a-song-in-3-and-4-time-7cd951>



Science

How are sounds detected?

We know that there are sounds all around us but how do we know this? Watch the video and take part in the quiz [here on BBC Bitesize](#) to find out more.



















































History

Who were the Viking Gods?

Log in to Espresso and watch the video ['Viking Beliefs'](#) Have you heard of any of the gods before? Some of the gods are characters in the Marvel films. Using the sheet below, can you match the gods to their jobs?

Roll a Picasso!

	1st Roll	2nd Roll	3rd Roll	4th Roll	5th Roll	6th Roll	7th Roll
	Head Shape	1st Eye	2nd Eye	Nose	Mouth	1st Ear	2nd Ear
							
							
							
							
							
							

Roll a Picasso

You will need...

- dice
- paper
- pencil
- coloured pencils/ felt tips/ paints/ Crayons

Roll the die and use the table to help you draw your own Picasso inspired work of art.

Each time you roll, a different part of the face can be added to your drawing. Each number on the die tells you what shape to add.

Try playing with a member of your family – how are your pieces different?

Add patterns and lots of colour to complete your art.

Have fun!

Make a Toast Sculpture

What you will need...

- bread
- cocktail sticks
- knife/ scissors
- Golden syrup (optional but can be used as glue)



1. Spend a few minutes sketching your ideas. You don't have to stick to your plans but it's good to have a starting point. You can draw anything you like, you can make the decisions. What shape would the houses in your made-up world be?
2. Start with about four pieces of toast; you can cut them into a smaller size or join them together to make larger walls.
3. Try to think beyond the average size and shape of a piece of toast; is your building long and thin, or round and squat?
4. Try bending the toast to make curves and twists, or cut it into small pieces for bricks, steels, beams or cladding.
5. You could use pastry cutters or bottle tops to cut windows and doors; they don't have to be squares and rectangles, they can be circles or hearts!
6. Attach the toast together by pushing cocktail sticks through both pieces. Snip off the ends of the sticks if they are poking out if you wish. Flat pieces could even be stuck on with a little golden syrup, but use sparingly.

Viking Gods

Match the gods to their roles. Use the information from the video you have watched or the [factfile](#) on Espresso to help.



Odin




Frey



Loki



Freya (or Freyja)



Thor

The god of thunder and the most popular god.

The god of sun, rain and the harvest.

The goddess of love and war.

Trickster and god of mischief.

The god of war and king of gods.



Learning Resources to Explore...

Espresso – to access the resources go to www.discoveryeducation.co.uk and enter username: student1067 password: R3idst

BBC Bitesize – to access these resources go to <https://www.bbc.co.uk/bitesize/dailylessons> and click on Year 4

Year 4/ P5 online lessons

Monday 29 June - Friday 3 July



Bitesize

Daily lessons

Monday	Tuesday	Wednesday	Thursday	Friday
English Suffixes (er, ing, est, ed and y)	English Fiction and non-fiction	English Writing a letter	English Bullet points	English Reading lesson: Agents of the Wild: Operation Honeyhunt by Jennifer Bell and Alice Lickens
Maths Interpret charts	Maths Comparison, sum and difference	Maths Introducing line graphs	Maths Line graphs	Maths Challenge of the week
History Maya Civilisation	Geography Oceans	Science Rocks, soil and fossils	German Family and hobbies	Design and Technology Design skills

Find all this content and more at: bbc.co.uk/bitesize/dailylessons