

Working from home: Year 6 29.06.20

Basic Skills Literacy:

Use Oxford Owls to read at least three times a week.

<https://www.oxfordowl.co.uk/for-school/oxford-owl-ebook-collection>

Choose a book at home to read that you enjoy.

Continue to use Reading Plus to complete Comprehensions 3 times per week.

<https://student.readingplus.com/seereader/api/sec/login>

Practise spellings with Sir Linkalot <https://app.sirlinkalot.org/>

Answer the Learning by Questions question sets every day. www.lbq.org/task

Basic Skills Maths:

Practise your number bonds and times tables regularly.

<https://www.topmarks.co.uk/maths-games/hit-the-button>

Complete TT Rockstars online.

<https://play.ttrockstars.com/auth/school/student>

Work through the MyMaths that has been set or any games you choose.

<https://www.mymaths.co.uk/>

Answer the Learning by Questions question sets every day. www.lbq.org/task


Literacy



500 Words is the world's largest story-writing competition for kids. Over a million stories have been submitted since 2021, in response to everything from technology to climate change. Now, they want to bring children's voices onto the themes and issues emerging from the Black Lives Matter movement. Your words have the power to change you and the world around you. Follow the link to find out more information on how to apply and tips for writing. <https://500words.me/>

Literacy

Take part in the Daily Lesson on BBC Bitesize. Using the book 'The Parent Agency' by David Baddiel you will learn how to summarise a character and share your opinion.



<https://www.bbc.co.uk/bitesize/articles/zfkrn9q>

Numeracy Fractions

Login to my maths and complete the lesson on Ordering and Simplifying Fractions

<https://app.mymaths.co.uk/1771-lesson/ordering-and-simplifying-fractions>

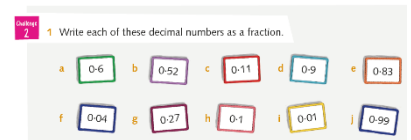


Numeracy Fractions

Watch the video about decimals as fractions from White Rose. Then revise what you know by completing the Bitesize tasks.

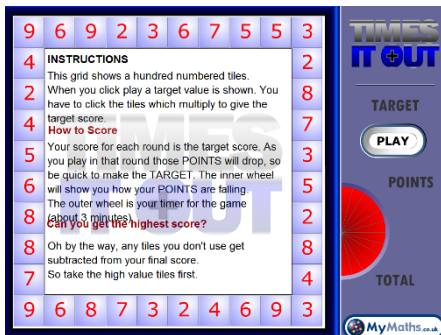
[Video](#)

[Tasks](#)



Numeracy Times Tables

Test your times table skills with this game <https://app.mymaths.co.uk/917-game/times-it-out>



You will need to login to MyMaths to play.

Numeracy Maths Challenges

Challenge members of your family to complete the activity. <https://wrm-13b48.kxcdn.com/wp-content/uploads/2020/06/Family-Challenge-Friday-19th.pdf>



Find out who got the most correct by marking your work – no cheating! <https://wrm-13b48.kxcdn.com/wp-content/uploads/2020/06/Family-Challenge-Friday-19th-Answers.pdf>

Literacy

Looking at the theme of bullying in Wonder, re-read the extract from the beginning of the book. What do you think Auggie thinks about himself? Visit Pobble365 and answer the 'Question Time' section.



Literacy

Recap on using bullet points with this video and quiz on [BBC Bitesize](#). Revisit your information leaflet you created last week on Treacher Collins Syndrome. Can you add bullet points to your work?



Children's Art Week 29th June – 19th July
Local Works of Art

Darlington Library was opened in 1885. The Pease family donated many of their own books, photographs and paintings to the collection. Have a look at some [here](#).

Choose your favourite piece and have a go at recreating it. How you do this is up to you - you can use paint, pencils, collage, felt tips.



Who was the original artist? Can you find out some information about them?

Children's Art Week 29th June – 19th July
Roll a Magritte!

Rene Francois Ghislain Magritte was a Belgian Surrealist artist. Find out more about him [here](#). Do you think you could create a Magritte inspired piece of art? Follow the instructions below and have fun creating.



Children's Art Week 29th June – 19th July
Make a Toast Sculpture

Read extracts of Laura Carlin's book, 'A World of Your Own' [here](#).

Imagine you can make a world out of toast. What would it look like? What shapes would the buildings be? Who might live inside them or work there?



Follow the instructions below to find out how to create a toast world.

In the News...

Login to Espresso and catch up with what is happening in the world with [News Bites](#). Have a go at answering the questions – how well did you listen?



French

In secondary school you may be taught French. To help you in lessons, watch, listen and repeat some instructions you may be given.

<https://www.youtube.com/watch?v=haXeJE4BUio>

Create a game of 'Simon Says' with actions linked to classroom instructions. What actions can you perform safely and accurately to show the instruction being said in French?



"Simon Says levez-vous"



Transition

Shortly, you will be leaving Reid Street and moving on to secondary school. While it is very sad for us at school, it will be the start of a new, exciting adventure for you. On Espresso there are videos for you to watch and ideas to discuss with your family about your thoughts and feelings. Login to Espresso and watch the videos [here](#).




Topic

There have been many changes in Darlington over time but some things have stayed the same.

Take a look at a collection of photographs taken by Owen Wicksteed who was a dental surgeon. He moved to Darlington in the early 1930s

<https://www.flickr.com/photos/54196835@N04/sets/72157662650583800/>

Do you recognise any buildings or landmarks? What has changed in the area and what has stayed the same?



Complete the worksheet below with some of your findings.

Geography

Learn what the Earth can tell us about the weather with Sir David Attenborough on BBC Bitesize.
































<https://www.bbc.co.uk/bitesize/articles/zw7vtrd>



Take some time out and listen to a special edition of the Mindful Mix with Sir David.

<https://www.bbc.co.uk/sounds/play/p08d63n>

Roll a Magritte

						
Back Ground Image						Roller's Choice
Large Image						Roller's Choice
Medium Image						Roller's Choice
Small Image						Roller's Choice
Surreal Item						Roller's Choice

Roll a Magritte

You will need...

- dice
- paper
- pencil
- coloured pencils/ felt tips/ paints/ crayons

Roll the die and use the table to help you draw your own Magritte inspired work of art.

Each time you roll, a different part of the face can be added to your drawing. Each number on the die tells you what shape to add.

Try playing with a member of your family – how are your pieces different?

Add colour to complete your art.

Have fun!

Make a Toast Sculpture

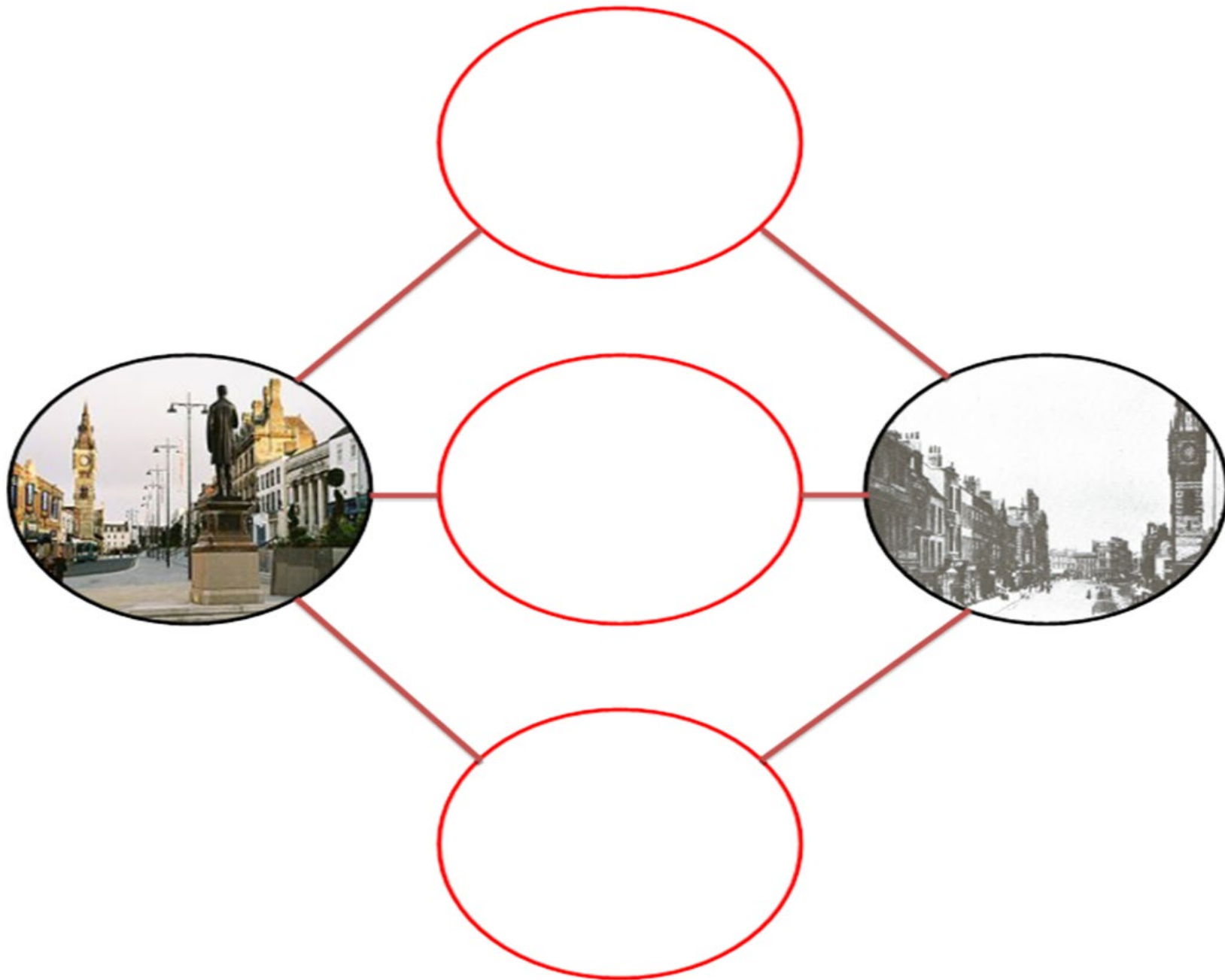
What you will need...

- bread
- cocktail sticks
- knife/ scissors
- Golden syrup (optional but can be used as glue)



1. Spend a few minutes sketching your ideas. You don't have to stick to your plans but it's good to have a starting point. You can draw anything you like, you can make the decisions. What shape would the houses in your made-up world be?
2. Start with about four pieces of toast; you can cut them into a smaller size or join them together to make larger walls.
3. Try to think beyond the average size and shape of a piece of toast; is your building long and thin, or round and squat?
4. Try bending the toast to make curves and twists, or cut it into small pieces for bricks, steels, beams or cladding.
5. You could use pastry cutters or bottle tops to cut windows and doors; they don't have to be squares and rectangles, they can be circles or hearts!
6. Attach the toast together by pushing cocktail sticks through both pieces. Snip off the ends of the sticks if they are poking out if you wish. Flat pieces could even be stuck on with a little golden syrup, but use sparingly.

Topic: Similarities and Differences in Darlington – Past and Present




Learning Resources to Explore...

Espresso – to access the resources go to www.discoveryeducation.co.uk and enter username: student1067 password: R3idst

BBC Bitesize – to access these resources go to <https://www.bbc.co.uk/bitesize/dailylessons> and click on Year 6

Year 6/ P7 online lessons
Monday 29 June - Friday 3 July



BBC Bitesize
Daily lessons

Monday	Tuesday	Wednesday	Thursday	Friday
English Ads and brochures	English Maps, charts and presentations	English Posters and leaflets	English Writing instructions	English Reading lesson: Artemis Fowl by Eoin Colfer
Maths Introducing ratio, including the language and symbol	Maths Represent and calculate ratio	Maths Use scale factors to enlarge shapes	Maths Solve problems involving ratio in different contexts	Maths Challenge of the week
History Benin	Geography The Galápagos Islands	Science Evolution	German Days, months and time	Design and Technology Scales of production

Find all this content and more at: bbc.co.uk/bitesize/dailylessons