

## Year 2 – Working from home grid 06.07.20

### Basic Skills Literacy:

Use Oxford Owls to read at least three times a week.

<https://www.oxfordowl.co.uk/for-school/oxford-owl-ebook-collection>

Continue to practise RWI Phonic sounds Set 2 and 3 with Ruth Miskin Phonics on youtube

[https://www.youtube.com/watch?v=6eh\\_RQOPkhg](https://www.youtube.com/watch?v=6eh_RQOPkhg)

Play phonics practise games on 'Phonics Play' Phase 4 and 5 <https://www.phonicsplay.co.uk/> using username: march20 and password: home

Practise reading and spelling red words

Read the story **The Day the Crayons Came Home** by Drew Daywalt, or listen to Mrs Shepherd tell it via the link on our website. Play Roll and Retell – what can you remember?

### Literacy – Prefixes

Work through the [BBC Bitesize lesson](#) on prefixes.



Take the quiz at the end.

Put your learning into practise by completing the Grammar Goblins 'un-' worksheet attached.

### Whole School Topic: Pirates

#### Literacy – Writing

Click on the image below to watch Toby Stephens tell the story of **Captain Flinn and the Pirates Missing Treasure**.



Write a retell of the story. Remember to use what you have learnt about capital letters - every proper noun needs a capital letter!

You might find it helpful to plan your work before you write using the story mountain – make notes to remind you of what happens at the beginning, middle and end of the story.

### Basic Skills Maths:

Continue to regularly practise:

- times tables <https://www.topmarks.co.uk/maths-games/hit-the-button>
- counting in 2s, 5s and 10s – forwards and backwards
- number bonds to 10, 20 and 100

Use an online splat square to practise number recognition and counting forwards and backwards from any given number. Why not Challenge a grown up to see how quickly they can splat the numbers you give them – how many can they get in 10 seconds? Then it's your turn! <https://www.primarygames.co.uk/pg2/splat/splatsq100.html>

### Maths

Complete this week's online maths lessons for Year 2

<https://whiterosemaths.com/homelearning/year-2/>



### Maths

15	6	13	11	7
23	12	8	14	3
1	24	21	19	18
9	25	5	22	17
20	16	10	4	2

Practise spotting the numbers 0-50 in order using this quickfire game (Click on the image for the link)

Keep practising to see how fast you can get. Why not Challenge your family to see if they can beat your score?

Children's Art Week 29<sup>th</sup> June – 19<sup>th</sup> July  
Natural Wonders

**Art and Design**

Use objects that you collect from your garden, your daily walk or a day out to create collage art.

You might decide to design a pattern or symbol, or create a picture of something or someone. The possibilities are endless!



Children's Art Week 29<sup>th</sup> June – 19<sup>th</sup> July  
Natural Wonders

**Creating Art through science**

Grab the following equipment:

- Felt tips or marker pens (permanent and washable)
- Paper towels/kitchen roll
- Water in a tray or washing up bowl
- Scissors

Use them to create your own rainbow paper towel art!



Click [here](#) to watch a video and read the instructions.

Children's Art Week 29<sup>th</sup> June – 19<sup>th</sup> July  
Natural Wonders

Lie your hand flat on a plain piece of paper and trace around the shape. Follow the instructions below to make your hand into a 3D optical illusion!



Any colours will work, including black and white or the colours of the rainbow!

Children's Art Week 29<sup>th</sup> June – 19<sup>th</sup> July  
Natural Wonders

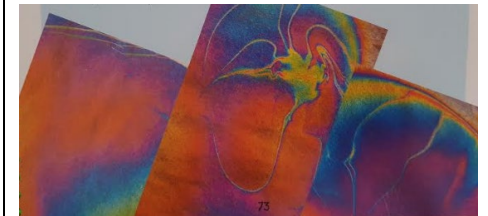
**Creating Art through science**

You will need:

- Clear nail varnish
- A stick
- Water in a tray or washing up bowl
- Black paper or card

Fill a bowl with water. Add a few drops of clear nail varnish and swirl them around with your stick. Dip some black paper into the bowl, then take it out and leave it to dry.

Tilt the paper in the sunlight – what do you see?



Why do you think this has happened?

## In the News - esafety

### PSHE, Computing

Click on the link below to watch a short video introducing 5 ways to stay safe online.



### Think/talk about:

- What do you use the internet for?
- What devices do you use to access the internet?
- Does anybody help you while you are using the internet?
- What would you do if there was something you didn't recognise or didn't like the look of?

There are more helpful videos on the page linked above for you to learn more about being safe when using the internet.

## Whole school topic – Pirates

### Art and design/Science: Treasure map game

X marks the spot!

Create a treasure map and mark the spot where the treasure is hidden with a bicarbonate of soda and water mix.



Heat the map in the oven to reveal the secret hiding place!

See below for full instructions.

## Science

### Did you know?

Light is made up of different colours. When it shines through water it is split up into the colours of the rainbow. This is what happens when the sun shines through rain drops, making a rainbow in the sky!



Try out some of the rainbow experiments (instructions below).

Which method creates the clearest rainbow?

Can you see all of the different colours?

Can you come up with your own experiment to split light?

## In the News – Too much screen time

Since the beginning of lockdown, most of us have been spending more time in front of screens.

Think about the screens that you look at each day or week. They might include:

- Smartphone
- Laptop
- Desktop computer
- Tablet/iPad
- Television

Try out some non-screen activities that you can do at home. Choose some from the table below – how many can you complete?






1: Draw a treasure map using pencils. (You can make the treasure map look old by tearing the edges and smearing them with an old tea bag).



2: Add one teaspoon of bicarbonate of soda to one tablespoon of water in a jar. Mix them together well.



3: Paint an X using the bicarbonate of soda mixture to mark the position of the hidden treasure. Let it dry.




4: Ask your family to guess where the treasure is.

Heat the oven to 150°C (300°F). Put the map into the oven for 10 minutes to reveal the X!

**Ask a grown up to help you to put the map in and take it out again using oven gloves.**

## 197 Make a rainbow in a glass

1. This activity works best on a really sunny day. Fill a glass with water.



2. Hold the glass up to the sunlight and over a piece of white paper.

## 198 Paint a rainbow

1. Place a glass of water in bright sunshine next to a piece of paper. Turn the glass until a rainbow shines clearly on the paper.

2. Brush coloured paints over where the light shines to make a picture of the real rainbow.



## 199 Make a rainbow in the dark

Shine a torch through a glass of water in a darkened room and twist the glass a little until a rainbow appears on the wall.

## 201 Rainbow bath

1. Prop a mirror at one end of a dish full of water. Shine a torch at the part of the mirror under the water.

2. Hold a piece of white paper behind the torch. Can you see a rainbow shining on it?



Activities taken from  
Usborne Activities:  
365 Science  
Activities

## 202 Outdoor rainbow

On a really sunny day, you can make an outdoor rainbow. Fill a spray bottle with water and spray a fine mist into the sunshine. Look at the mist – do you see a rainbow? (Make sure you do not look directly at the sun.)

*You can see the same effect in the spray from garden sprinklers on a bright, sunny day.*




## Non-screen activities to try at home

- 1 Get doodling!**  
Grab some paper and pens and doodle anything you like! Animals, aliens or something else.



- 2 Create your own animal.**  
Could you combine two of your favourites? What will you call it?



- 3 Design and draw a new musical instrument.**  
How would you play it and what will it sound like?



- 4 Make up your own 5 minute exercise routine.**  
What will you include?



- 5 Can you make up your own jokes?**  
Tell them to someone to make them laugh!



- 6 Make some jewellery.**  
Use anything you can find around the house. Strips of wrapping paper or rolled up magazines make great beads!

- 7 Paper aeroplane challenge!**  
Make a paper aeroplane and see how far you can fly it! Can you make a target and try to aim for it?

- 8 Fingerprint art!**  
Use only your fingertips and paint to create a picture.



- 9 Make a bookmark to use when you're reading.**



- 10 Make some wild art using sticks, leaves, flowers and anything else you can find outdoors.**



- 11 Quick draw!**  
Set a 1 minute timer, draw a quick doodle and see if the other person can guess what it is before the time is up.

- 12 Write a silly sentence that includes all of these words... BANANA, CURTAIN, DOLPHIN, SNOW and BALLOON.** Now think of your own words and write some more!

- 13 How many different words can you make from the letters in this sentence?**

Keeping my  
brain busy is fun

- 14 Ping pong story telling!** Write the opening sentence to a story, then someone else writes the next line. Then it's your turn again! Keep alternating until you have a full story.

- 15 Guess the character!**  
Think of a character from a book, write it down so no-one can see. Have others ask you questions to try and guess which character you chose.

# Year 2/ P3 online lessons

Monday 6 July - Friday 10 July



**Bitesize**  
Daily lessons

Monday	Tuesday	Wednesday	Thursday	Friday
<b>English</b> Action words	<b>English</b> Describing words	<b>English</b> TBC	<b>English</b> TBC	<b>English</b> Reading Lesson: TBC
<b>Maths</b> Find quarter of amounts	<b>Maths</b> Temperature	<b>Maths</b> Time - O'clock and half past	<b>Maths</b> Time - O'clock and half past	<b>Maths</b> Challenge of the week
<b>Arts Week</b> Musical performance	<b>Arts Week</b> Artists and art	<b>Arts Week</b> Drama and theatre	<b>Arts Week</b> Singing and wellbeing	<b>Arts Week</b> Ten pieces takeover

Find all this content and more at: [bbc.co.uk/bitesize/dailylessons](http://bbc.co.uk/bitesize/dailylessons)

## Useful links

Please continue to practise and learn your sounds. There are videos of all the sounds being introduced on the school website.

<https://www.reidstreet.darlington.sch.uk/foundation/>

Daily, Read, Write Inc sessions are being uploaded to YouTube. In addition, there are stories three times per week (Monday, Wednesday and Friday). See the link below. [https://www.youtube.com/channel/UCo7fbLgY2oA\\_cFClg9GdxtQ](https://www.youtube.com/channel/UCo7fbLgY2oA_cFClg9GdxtQ)

There are additional maths activities uploaded on the White Rose Website <https://whiterosemaths.com/homelearning/early-years/> and Oak Academy <https://www.thenational.academy/online-classroom/subjects/#subjects>

Discovery Education – [https://central.espresso.co.uk/espresso/primary\\_uk/home/index.html](https://central.espresso.co.uk/espresso/primary_uk/home/index.html) Username: student1067 Password: R3idst

Sir Link a Lot (Level 1) supports spelling practise - <https://app.sirlinalot.org/> Login: ReidStreet Password: AA6ZL3PZPY

BBC Bitesize daily lessons are still available from <https://www.bbc.co.uk/bitesize/tags/zjqqp3/year-1-and-p2-lessons>