

Working from home: Year 5 06.07.20

Basic Skills Literacy:

Use Oxford Owls to read at least three times a week.

<https://www.oxfordowl.co.uk/for-school/oxford-owl-ebook-collection>

Choose a book at home to read that you enjoy.

Practise spellings with Sir Linkalot <https://app.sirlinkalot.org/>

Basic Skills Maths:

Test your knowledge of multiples

<https://www.topmarks.co.uk/times-tables/coconut-multiples>

Complete TT Rockstars online

<https://play.ttrockstars.com/auth/school/student>

Access Learning by Questions

www.lbq.org/task

Literacy

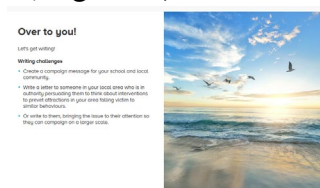
Super Stories

Have you ever read a story and thought that it should be more exciting? Well here's your chance to change that. Follow the instructions to create an exciting short story with an interesting beginning, middle and end. Find it [here](#).



Literacy

Beautiful beaches under threat!
Read the news article about the damage tourists can have on beaches [here](#).
Choose a writing challenge to complete from the 'Over to you' section on Pgs



Numeracy

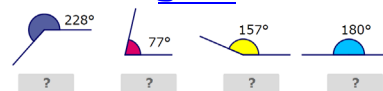
Measuring Angles

How do we measure angles? We use a tool called a protractor to help us. Watch how on the video from White Rose.

[Video](#)

Now login to MyMaths and complete the lesson on measuring angles.

[Lesson](#)



Numeracy

Maths Challenge

Test your problem-solving skills and challenge your family. Each one gets a bit more difficult so see how many you can complete. The answers are at the bottom of the page – no cheating!

[Family Challenge](#)



Children's Art Week 29th June – 19th July Natural Wonders

Art and Design

Use objects that you collect from your garden, your daily walk or a day out to create collage art.

You might decide to design a pattern or symbol, or create a picture of something or someone. The possibilities are endless!



Children's Art Week 29th June – 19th July Natural Wonders - Art through science

Grab the following equipment:

- Felt tips or marker pens (permanent and washable)
- Paper towels/kitchen roll
- Water in a tray or washing up bowl
- Scissors


Use them to create your own rainbow paper towel art!

Click [here](#) to watch a video and read the instructions.



Children's Art Week 29th June – 19th July Natural Wonders

Lie your hand flat on a plain piece of paper and trace around the shape. Follow the instructions below to make your hand into a 3D optical illusion!



Any colours will work, including black and white or the colours of the rainbow!

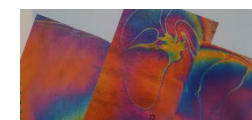
Children's Art Week 29th June – 19th July Natural Wonders - Art through science

You will need:

- Clear nail varnish
- A stick
- Water in a tray or washing up bowl
- Black paper or card

Fill a bowl with water. Add a few drops of clear nail varnish and swirl them around with your stick. Dip some black paper into the bowl, then take it out and leave it to dry.

Tilt the paper in the sunlight – what do you see? Why do you think this has happened?



Computing

What does your selfie say?

Sending selfies to our friends can be fun but remember, there may be more personal information showing than you realise.

Watch the video to find out more.

<https://www.youtube.com/watch?v=5qOCC>

UIEKRK

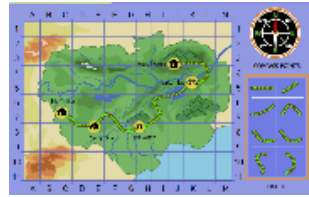


Topic

Put your co-ordinate and compass skills to the test to protect the rainforest by creating a track for visitors. Refresh your memory of coordinates first then complete the task.

[Task One](#)

[Task Two](#)



Wellbeing


Since the beginning of lockdown, most of us have been spending more time in front of a screen, be that a tablet, phone or television. Try out some non-screen activities that you can do at home. Choose some from the table below – how many can you complete?



In the news...







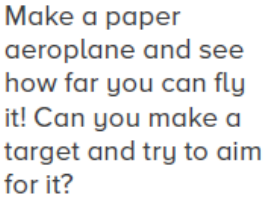



NASA filmed the sun for 10 years – check out the amazing video [here](#).

Follow the links in the video to find out more about the sun – the Earth's closest star.



Wellbeing

Non-screen activities to try at home

<p>1 Get doodling! Grab some paper and pens and doodle anything you like! Animals, aliens or something else.</p> 	<p>2 Create your own animal. Could you combine two of your favourites? What will you call it?</p> 	<p>3 Design and draw a new musical instrument. How would you play it and what will it sound like?</p> 	<p>4 Make up your own 5 minute exercise routine. What will you include?</p> 	<p>5 Can you make up your own jokes? Tell them to someone to make them laugh!</p> 
<p>6 Make some jewellery. Use anything you can find around the house. Strips of wrapping paper or rolled up magazines make great beads!</p> 	<p>7 Paper aeroplane challenge! Make a paper aeroplane and see how far you can fly it! Can you make a target and try to aim for it?</p> 	<p>8 Fingerprint art! Use only your fingertips and paint to create a picture.</p> 	<p>9 Make a bookmark to use when you're reading.</p> 	<p>10 Make some wild art using sticks, leaves, flowers and anything else you can find outdoors.</p> 
<p>11 Quick draw! Set a 1 minute timer, draw a quick doodle and see if the other person can guess what it is before the time is up.</p>	<p>12 Write a silly sentence that includes all of these words... BANANA, CURTAIN, DOLPHIN, SNOW and BALLOON. Now think of your own words and write some more!</p>	<p>13 How many different words can you make from the letters in this sentence?</p> <p>Keeping my brain busy is fun</p>	<p>14 Ping pong story telling! Write the opening sentence to a story, then someone else writes the next line. Then it's your turn again! Keep alternating until you have a full story.</p>	<p>15 Guess the character! Think of a character from a book, write it down so no-one can see. Have others ask you questions to try and guess which character you chose.</p>


Learning Resources to Explore...


Espresso – to access the resources go to www.discoveryeducation.co.uk and enter username: student1067 password: R3idst

BBC Bitesize – to access these resources go to <https://www.bbc.co.uk/bitesize/dailylessons> and click on Year 5

Year 5/ P6 online lessons

Monday 6 July - Friday 10 July




Bitesize
Daily lessons

Monday	Tuesday	Wednesday	Thursday	Friday
English Reading and using a text	English Romeo and Juliet	English The Tempest	English Shakespeare reimagined: Henry V: A Soldier's Tale	English Reading lesson: TBC
Maths Distinguish between regular and irregular polygons	Maths Identify 3-D shapes from 2-D representations	Maths Reflection	Maths Translation	Maths Challenge of the week
Arts Week Musical performance	Arts Week Artists and art	Arts Week Drama and theatre	Arts Week Singing and wellbeing	Arts Week Ten pieces takeover

Find all this content and more at: [bbc.co.uk/bitesize/dailylessons](https://www.bbc.co.uk/bitesize/dailylessons)