

Working from home: Year 6 06.07.20

Basic Skills Literacy:

Use Oxford Owls to read at least three times a week.

<https://www.oxfordowl.co.uk/for-school/oxford-owl-ebook-collection>

Choose a book at home to read that you enjoy.

Continue to use Reading Plus to complete comprehensions 3 times per week.

<https://student.readingplus.com/seereader/api/sec/login>

Practise spellings with Sir Linkalot <https://app.sirlinkalot.org/>

Answer the Learning by Questions question sets every day. www.lbq.org/task

Basic Skills Maths:

Revise adding fractions with this fun game.

<http://www.sheppardsoftware.com/math/fractions/addition-game/>

Complete TT Rockstars online.

<https://play.ttrockstars.com/auth/school/student>

Work through the MyMaths that has been set or any games you choose.

<https://www.mymaths.co.uk/>

Answer the Learning by Questions question sets every day. www.lbq.org/task

Literacy


Using Semi-colons

Recap on how and when we should use a semi-colon in writing with a video and a quiz from BBC Bitesize

[Video](#)

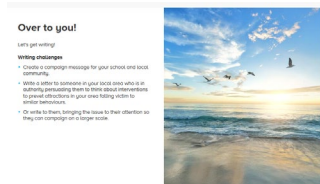
Now complete the online activity – did you answer correctly?

[Activity](#)



Literacy

Beautiful beaches under threat!
Read the news article about the damage tourists can have on beaches [here](#).
Choose a writing challenge to complete from the 'Over to you' section on Pgs

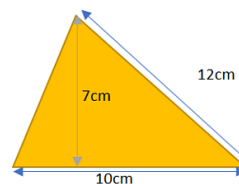


Numeracy

Learn how to calculate the area of triangles.

First watch the video then take part in the daily lesson from BBC Bitesize.

[Video](#) [Lesson](#)

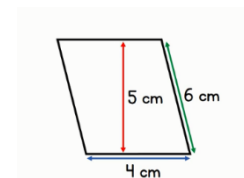


Numeracy

Now use what you know about the area of a triangle to calculate the area of a parallelogram.

First watch the video then complete the lesson by logging in to MyMaths.

[Video](#) [Lesson](#)



Numeracy

Can you escape the clutches of the Jelly Men? Complete the number sequences to get through 10 levels of mathematical fun.



<https://app.mymaths.co.uk/935-game/escape?hasFlash=true>

Numeracy

Maths Challenge

Test your problem-solving skills and challenge your family. Each one gets a bit more difficult so see how many you can complete. The answers are at the bottom of the page – no cheating!

[Family Challenge](#)



Literacy

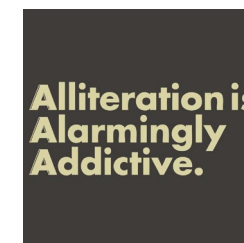
Read again Via's description of Auggie - why do you think we have not had a proper description of Auggie so far in the novel? Why has it taken so long for the reader to be given one, when his physical features are so key to the story? Your task is to draw, from the details you are given in the novel, from Via's perspective, your own impressions of Auggie. Can you show some of Auggie's personality in your drawings and explore how you might do this through the use of colour.



Literacy

What is alliteration?
Watch the video explaining alliteration then read the sentences below and highlight any examples you read.

[Video](#)



**Children's Art Week 29th June – 19th July
Natural Wonders**

Art and Design

Use objects that you collect from your garden, your daily walk or a day out to create collage art.

You might decide to design a pattern or symbol, or create a picture of something or someone. The possibilities are endless!



**Children's Art Week 29th June – 19th July
Natural Wonders**

Creating Art through science

Grab the following equipment:

- Felt tips or marker pens (permanent and washable)
- Paper towels/kitchen roll
- Water in a tray or washing up bowl
- Scissors

Use them to create your own rainbow paper towel art!

Click [here](#) to watch a video and read the instructions.



**Children's Art Week 29th June – 19th July
Natural Wonders**

Lie your hand flat on a plain piece of paper and trace around the shape. Follow the instructions below to make your hand into a 3D optical illusion!



Any colours will work, including black and white or the colours of the rainbow!

**Children's Art Week 29th June – 19th July
Natural Wonders**

Creating Art through science

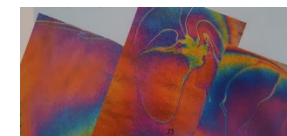
You will need:

- Clear nail varnish
- A stick
- Water in a tray or washing up bowl
- Black paper or card

Fill a bowl with water. Add a few drops of clear nail varnish and swirl them around with your stick. Dip some black paper into the bowl, then take it out and leave it to dry.

Tilt the paper in the sunlight – what do you see?


Why do you think this has happened?



French

Learn the basics of talking about what day, month and time it is in French with a short video and two activities to try at home.

<https://www.bbc.co.uk/bitesize/articles/z7vk3j6>



Computing

Remember what you share on the internet can spread quickly. Sometimes what you think is private can spread everywhere. Remember – if you share, do it with care! Only send things to people you know in person and trust.

<https://youtu.be/7pLLhXUJe-s>



Wellbeing

Since the beginning of lockdown, most of us have been spending more time in front of a screen, be that a tablet, phone or television. Try out some non-screen activities that you can do at home. Choose some from the table below – how many can you complete?



In the news...

What is going on in the world? Login to Espresso and watch the Daily News. There is a new episode every day. Have a chat with members of your family about what you have watched – what was your favourite news story of the day?



Wonder by R.J. Palacio



Task 1 - Draw a picture of Auggie

Extract

His head is pinched in on the sides where the ears should be, like someone used giant pliers and crushed the middle part of his face. He doesn't have cheekbones. There are deep creases running down both sides of his nose to his mouth, which gives him a waxy appearance. Sometimes people assume he's been burned in a fire; his features look like they've been melted, like drippings on the side of a candle. Several surgeries to correct his lip have left a few scars around his mouth, the most noticeable one being a jagged gash running from the middle of his upper lip to his nose. His teeth are small and splay out.

Alliteration

Find the alliteration.

Words that start with the same letter, for example cool cat.

The wild wind was howling

Between the dark green trees.

The silver moon was shining

As the clouds drifted in the breeze.

The rain was driving down

Soaking the green grass below

Drenching the dark black feathers

Of a cold wet crow.

Thunder crashed and crackled

Splitting the sky with white light

The brown owls started hooting

The call of a wild wet night.

Wellbeing

Non-screen activities to try at home


<p>1 Write a recipe for happiness. What are the essential ingredients you need to include?</p> 	<p>2 Design the front cover of your own recipe book. What will you call your book and how will you make it stand out?</p>	<p>3 Get revolting! What is the most disgusting menu you can think of? Design and create your own revolting menu.</p>	<p>4 Make your own chef's hat. What will you use to make it? Newspaper or something else?</p> 	<p>5 What makes a good friend? Can you write a recipe with the key ingredients?</p> 
<p>6 Create a recipe for a superhero. What do you need to mix together and how would you do it?</p> 	<p>7 Make a model of your favourite pizza. Use bits you find around the house. What toppings will you include? Bottle top pepperoni perhaps?</p>	<p>8 Write a song or rap about your favourite food OR about your least favourite food.</p> 	<p>9 Draw a picture of the best dessert you can possibly imagine!</p> 	<p>10 What do you need to make a healthy human? Draw a diagram to explain.</p> 
<p>11 Start a food journal. Write down your favourite meals, ingredients and recipes. Are you eating healthily enough?</p> 	<p>12 Imagine you need to make a cake for a special event. It needs to have 5 layers of different flavours. Design and label how it would look.</p>	<p>13 Word search fun! Create your own word search using words on the topic of food or cooking, then ask someone to complete it.</p> 	<p>14 Imagine you discovered a new type of fruit! What would you call it? What would it look like and taste like? Write a description.</p>	<p>15 If you had your own restaurant, what would it be like? Would it have a theme? Make a model of it using things you find around the house.</p>

Learning Resources to Explore...

Espresso – to access the resources go to www.discoveryeducation.co.uk and enter username: student1067 password: R3idst

BBC Bitesize – to access these resources go to <https://www.bbc.co.uk/bitesize/dailylessons> and click on Year 6

Year 6/ P7 online lessons
Monday 6 July - Friday 10 July



BBC Bitesize
Daily lessons

Monday	Tuesday	Wednesday	Thursday	Friday
English Reading, analysing and using a text	English The Tempest	English Twelfth Night	English Shakespeare reimagined: Romeo vs Juliet	English Reading lesson: TBC
Maths Calculate angles, including vertically opposite angles	Maths Angles in triangles	Maths Angles in quadrilaterals	Maths Angles in polygons	Maths Challenge of the week
Arts Week Musical performance	Arts Week Artists and art	Arts Week Drama and theatre	Arts Week Singing and wellbeing	Arts Week Ten pieces takeover

Find all this content and more at: [bbc.co.uk/bitesize/dailylessons](https://www.bbc.co.uk/bitesize/dailylessons)